






# Maryland State Report

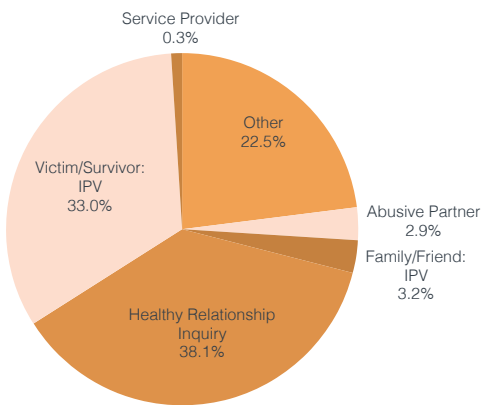
Based on loveisrespect contacts documented Jan.–Dec. 2015

In 2015, loveisrespect documented **315 contacts\*** from Maryland. The state ranks 13 in terms of contact volume. Loveisrespect provides Crisis Intervention, Safety Planning, Referrals and DV Education for these contacts.

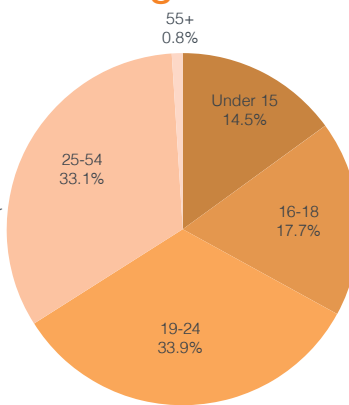
\*Contacts documented refers to the calls and online chats where a location was self-disclosed by the caller or chatter.

	Phone	89
	Chat	192
	Text	34
	<b>Total</b>	<b>315</b>

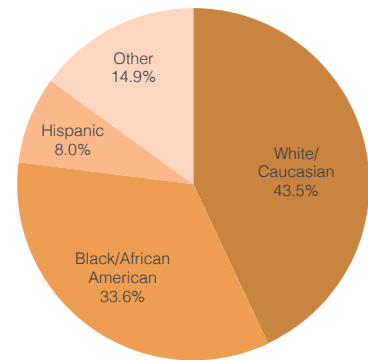
## Who is contacting us from Maryland?



Caller Type



Victim Age



Caller Ethnicity

### Caller Type Definitions:

- Victim/Survivor: IPV (Intimate Partner Violence) – a victim or survivor of abuse from his/her partner or spouse
- Friend/Family: IPV (Intimate Partner Violence) – a friend or family member of a victim/survivor of IPV
- Healthy Relationship Inquiry – person who has contacted loveisrespect to clarify the differences between healthy relationships and abusive relationships
- Service Provider – a caller from any agency, including other domestic violence agencies, which provides social services
- Abusive Partner – a caller who identifies as abusive or who an advocate believes to be an abusive partner
- Other – any caller about whom an advocate is able to gather info, but who does not fit into an above category; this might include callers like law enforcement or medical professionals

### Top 10 Cities in Contact Volume

1. Baltimore	28%
2. Severn	13%
3. Silver Spring	7%
4. Hagerstown	4%
5. Frederick	3%
6. Gaithersburg	2%
7. Rockville	2%
8. Germantown	2%
9. Pikesville	2%
10. Glen Burnie	2%
<b>Total:</b>	<b>64%</b>

The National Domestic Violence Hotline is a 501c3 organization that relies on generous contributions from the public, government and corporations to continue operation.

## What are victims experiencing?

91%

### Emotional/Verbal Abuse

degradation, threats, insults, humiliation, isolation, etc.

61%

### Physical Abuse

hitting, biting, choking, etc.

30%

### Sexual Abuse

rape, exploitation, coercion, etc.

7%

### Economic/Financial Abuse

control finances, ruin credit, etc.

4%

### Digital Abuse

steal passwords, constant texts, etc.



Referrals to Service Providers

309

Referrals to Other Resources

112

## Top Resource Referrals

Scarleteen

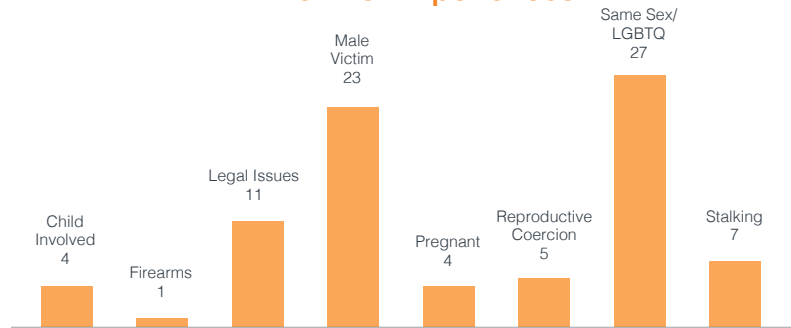
Your Life Your Voice  
(Boys Town)

Rape, Abuse, and Incest  
National Network (RAINN)

GoodTherapy.org

Womenslaw.org

## Most Commonly Disclosed Special Factors in Victims' Experiences



### Those disclosing legal issues:

Custody/Visitation	6	18%
Divorce	3	9%
Immigration	0	0%
Interstate Custody	1	3%
Other	15	45%
Protective Orders	11	33%

## loveisrespect.org

In 2011, the National Domestic Violence Hotline partnered with Break the Cycle to launch [loveisrespect.org](http://loveisrespect.org), a comprehensive online resource for teens and young adults affected by dating abuse.

Visits in 2015:

6,746

New Visitors in 2015:

5,284

(78% of total visits)

## Most Viewed Pages on [loveisrespect.org](http://loveisrespect.org)

Types of Abuse

Healthy Relationships

Building Trust After Cheating

Healthy Relationships Quiz

How Can We Communicate Better?

Why Do People Stay in Abusive Relationships?

Dating Abuse Statistics

What Should I Look For in a Partner?

Am I a Good Partner? Quiz

Power and Control Wheel

