



love is respect org

Maryland State Report

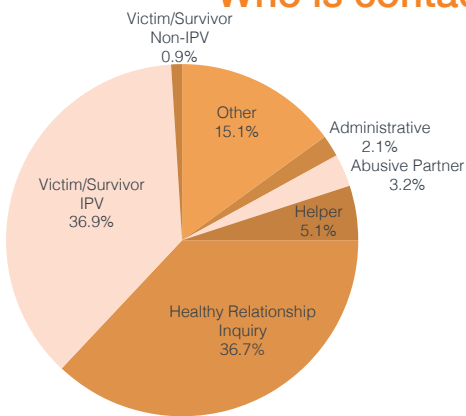
Based on loveisrespect contacts documented Jan.–Dec. 2016

In 2016, loveisrespect documented **431 contacts*** from Maryland. The state ranks 15th in terms of contact volume. Loveisrespect provides crisis intervention, safety planning, referrals and DV and healthy relationship education for these contacts.

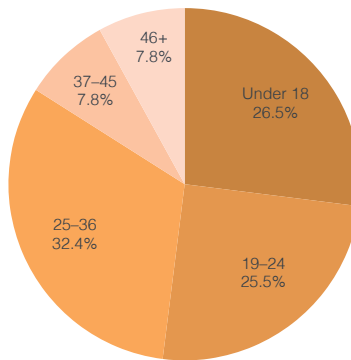
*Contacts documented refers to the calls, online chats or texts where a location was self-disclosed by the contact.

	Phone	188
	Chat	193
	Text	50
	Total	431

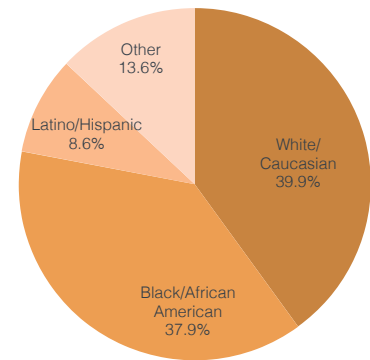
Who is contacting loveisrespect from Maryland?



Contact Type



Victim Age



Contact Ethnicity

Contact Type Definitions:

- Victim/Survivor: IPV (Intimate Partner Violence) – a victim or survivor of abuse from his/her partner or spouse
- Victim/Survivor: Non-IPV – a victim or survivor of abuse by anyone else: parent, sibling, caregiver, etc.
- Helper – a caller reaching out to help another including: family/friend, service provider, law enforcement, medical/health, religious leader/program or teacher
- Healthy Relationship Inquiry – anyone with questions about healthy relationships, where no abuse is present
- Administrative – someone seeking basic information, rather than advocacy
- Abusive Partner – a caller who identifies as abusive or who an Advocate believes to be an abusive partner
- Other – any caller about whom an Advocate is able to gather info, but who does not fit into an above category; this includes off target callers, non-DV calls, hang-ups, prank calls and feedback

Top 10 Cities in Contact Volume

1. Baltimore	45%
2. Silver Spring	11%
3. Rockville	9%
4. Germantown	9%
5. Hyattsville	5%
6. Severn	5%
7. Frederick	4%
8. Gaithersburg	4%
9. Bethesda	4%
10. Columbia	4%
Total:	100%

The National Domestic Violence Hotline is a 501c3 organization that relies on generous contributions from the public, government and corporations to continue operation.

What are victims experiencing?

92%

Emotional/Verbal Abuse

degradation, threats, insults, humiliation, isolation, etc.

56%

Physical Abuse

hitting, biting, choking, etc.

19%

Sexual Abuse

rape, exploitation, coercion, etc.

12%

Economic/Financial Abuse

control finances, ruin credit, etc.

16%

Digital Abuse

steal passwords, constant texts, etc.



Referrals to Service Providers

512

Offers to Direct Connect

46

Referrals to Other Resources

192

Top Resource Referrals

Scarleteen

GoodTherapy.org

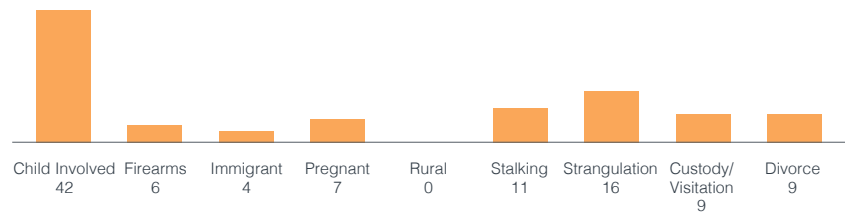
Your Life Your Voice (Boys Town)

National Suicide Prevention Lifeline

Womenslaw.org

This report reflects only data that was self-disclosed by the contact and does not necessarily represent every contact from the state.

Most Commonly Disclosed Special Factors in Victims' Experiences



What do victims need?

DV Shelter	20	12%
Legal Advocacy	31	19%
Individual Professional Counseling	68	41%
DV Support Groups	32	20%
Legal Representation	6	4%
Protective Orders	11	7%

loveisrespect.org

loveisrespect.org is a comprehensive online resource for teens and young adults affected by dating abuse.

Visits Jan.–Dec. 2016:

34,974

New Visitors Jan.–Dec. 2016:

28,771

(82% of total visits were new)

Most Viewed Pages on loveisrespect.org in 2016

Is My Relationship Healthy? Quiz

Types of Abuse

Healthy Relationships

Am I a Good Partner? Quiz

How Can We Communicate Better?

Building Trust After Cheating

When Your Family Doesn't Approve of Your Partner

Dating Abuse Statistics

Why Do People Stay in Abusive Relationships?

What Should I Look For in a Partner?

This publication was made possible by Grant Number 90EV0426 from the Administration on Children, Youth and Families, Family and Youth Services Bureau, U.S. Department of Health and Human Services. Its contents are solely the responsibility of the authors and do not necessarily represent the official views of the U.S. Department of Health and Human Services.

